IB-200-W0296B-05 V1.3 / W296BT出口说明书/英文+15国警告语/英法西德意葡日俄韩丹麦印尼阿拉伯荷兰波兰繁 // 尺寸:55x75mm，材质:80克书纸，对折打钉，封面底面印80%灰+其他页印黑色 V1.3删除Do not insert plug into electronic sockets

底面⬇ 封面⬇ 第一页⬇

Edifier International Limited
P.O. Box 6264
General Post Office
Hong Kong

www.edifier.com
© 2020 Edifier International Limited. All rights reserved.
Printed in China

NOTICE:
For the need of technical improvement and system upgrade, information contained herein may be subject to change from time to time without prior notice.

Products of EDIFIER will be customized for different applications. Pictures and illustrations shown on this manual may be slightly different from actual product. Images are for illustrative purposes only and may differ from the actual product.

V1.3 IB-200-W0296B-05

EDIFIER®

W296BT

Bluetooth® Stereo Headphones

Features

- Outstanding bass and low frequency ideal for playing multiple music genres
- Ergonomically designed in-ears for complete comfort and secure fit
- CSR chip with Bluetooth V4.1 supports up to 10 meter connection
- Up to 8 hours of play
- Rated IPX5 for headphones & IPX7 for wired controller
- Wired controller supports voice calls, volume adjustment and switching between music
- Supports CVC noise reduction, HSP, HFP, A2DP and AVRCP protocol
- Connects two Bluetooth devices simultaneously
- Voice control wake up signal enabled

Specifications

Bluetooth version: V4.1
Bluetooth protocol: HFP/HSP/A2DP/AVRCP
Effective distance: 10m
Playback time: About 8 hours
Charging time: About 2 hours
Rated input: 5.0V ⎓ 500mA
Frequency response: 20Hz-20KHz
Sensitivity (SPL): 100dB
Impedance: 16ohm

Frequency Band: 2.402GHz - 2.480GHz
RF Power Output: ≤20 dBm (EIRP)

Box Contents

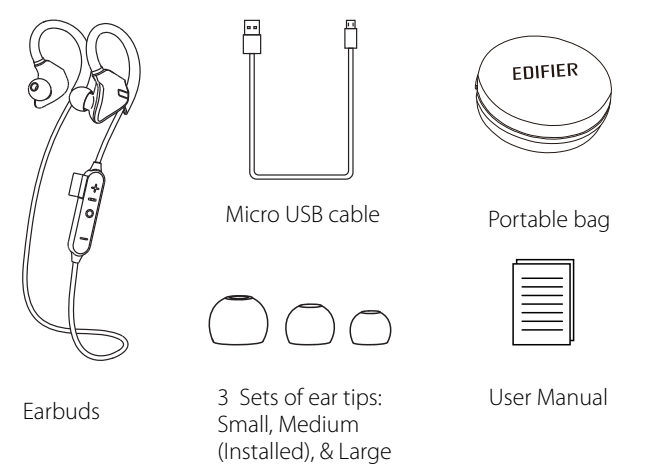

Operating Instructions

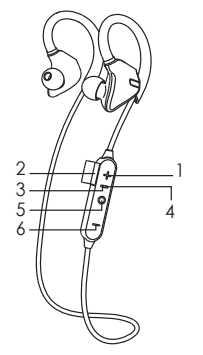

1. Volume increment/Next song
2. Charging port
3. LED lights
4. Microphone
5. Multi-function key
6. Volume decrement/Last song

NOTE: Please read before using this product.

Charging

Before usage, please ensure the headphones are fully charged; during usage, if only the red light can be seen twice every 8 seconds and a prompt beep is heard, this indicates low battery capacity. Please use after charged.
Red light on= Charging
Red light off/Blue light on= Charging complete
Charging time: about 2 hours.

Note: If headphones are not charged for a long time, the battery life will shorten greatly. We suggest you to charge your headphones at least once every three months.

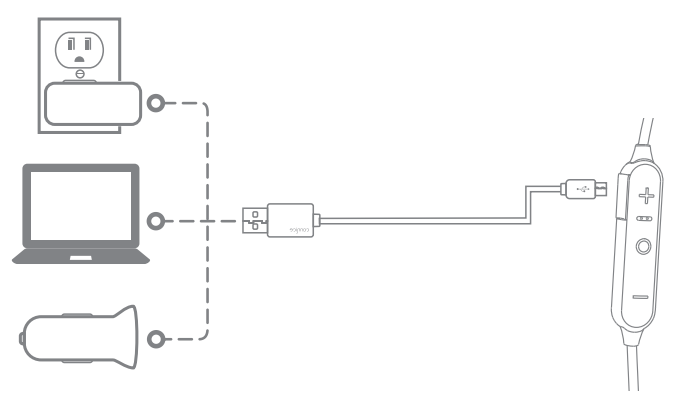

Warning: The rechargeable batteries that provide power for this product must be disposed properly for recycling. Do not put batteries into fire to prevent explosion.

How to use headphones

I. Power on/Off

Power on: Press and hold multi-function key for about 2 seconds. Release the key when the blue light is on and a prompt beep can be heard in the headphones.
Power off: Press and hold multi-function key for about 5 seconds. Release the key when the red light is on and a prompt beep can be heard in the headphones.

II. How to wear headphones

1. Select the earmuffs with proper size based on your ear size and install them.
2. Wear the left and right channel to the corresponding left and right ear as shown in the following figure. Wear the headphones first and then adjust the ear hooks to go around the upper part of your ear to properly fix the headphones.
3. Use the headphones' wire clip to obtain better wearing experience.

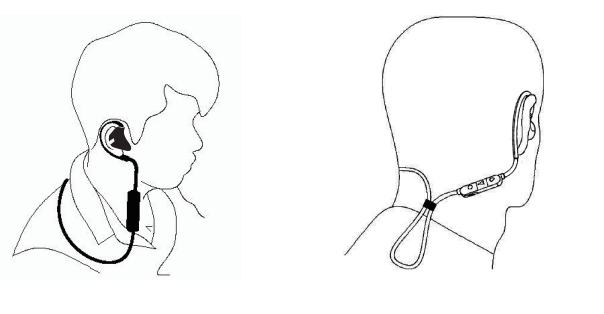

III. Pairing/Connection

Pair with Bluetooth mobile
The steps are as below:
1. Place the headphones close to your mobile. The closer the better. Press and hold multi-function key for about 5 seconds and release it when the red and blue light flash alternatively. Now the headphones are in pairing mode.
2. Enable the mobile's Bluetooth and search Bluetooth devices. Select "EDIFIER W296BT" to pair up and connect. After connected successfully, the prompt beep sounds and the headphones' blue light is flashing quickly.

Tip: During connection, if the mobile prompts inputting password, please input 0000; after pairing up, there is no need to pair up with the mobile after power on again. The Bluetooth headphones shall automatically connect the mobile it connected last time.

Simultaneously connect two Bluetooth devices:
The headphones can simultaneously connect two Bluetooth devices. The operation is as below.
1. After the first mobile pairing up, switch the headphones off and on again to enter the pairing status. Switch the headphones off again after the second mobile is connected. After switching on, the headphones will automatically connect the second mobile and you can manually click on the mobile to connect the first mobile.
2. After connecting with the second mobile, you can select "EDIFIER W296BT" connection in the pairing records of the first mobile. Now the headphones have successfully connected with two mobiles.

Note: When two mobiles have different operating system (E.g. One has Android™ and one iOS®). Some cross-system operations may have delay (E.g. Pause songs in A mobile and meanwhile play songs in B mobile). Please be aware that this is normal phenomenon.

IV. Battery display

When this headphone is connected with iOS® device, the headphones' current battery life is displayed on the device. When the headphone power is low, the red color is displayed in the battery symbol to prompt you to charge the headphones.



Battery full Battery low

V. How to use headphones to make a call

1. Basic call operation

Function	Headphone status	Operation
Receiving incoming call	Incoming call ringing	Press the multi-function key
Refuse incoming call	Incoming call ringing	Press and hold multi-function key about 2 seconds
Terminate call	Talking	Press the multi-function key
Increase volume	Talking	Press + key
Decrease volume	Talking	Press - key
Talking transferred to mobile	Talking	Press and hold multi-function key about 2 seconds
Talking transferred to headphones	Talking	Press and hold multi-function key about 2 seconds
Microphone muted	Talking	Press and hold + key about 2 seconds
Cancel mute	Talking (Microphone muted)	Press and hold + key about 2 seconds
Voice dial	Connected device	Press + key and - key together
Redial last call	Connected device	Double click multi-function key

Note:
- In order to get the optimal effect when making a call, please place the wired controller of microphone as close to your mouth as possible.
- Some calls received via mobile shall be first transferred to mobile. Now you can use the call switch of your mobile or operate on your mobile to switch the call to the headphones. Please read your mobile manual for the operation in detail.

2. Make three way call

Function	Headphone status	Operation
Hang out the current call to receive new	There is the second incoming call	Press the multi-function key
Receive new incoming call	There is the second incoming call	Press and hold multi-function key about 2 seconds

VI. Play music

Function	Headphone status	Operation
Increase volume	Play music	Press the volume + key
Decrease volume	Play music	Press the volume - key
Last song	Play music	Press and hold the volume - key about 2 seconds
Next song	Play music	Press and hold the volume + key about 2 seconds
Pause play	Play music	Press the multi-function key
Restore play	Pause play	Press the multi-function key

Note:
Remote play control (Last/Next/Pause/Restore) functions require your mobile or Bluetooth transmitter to support AVRCP protocol.

Ⅶ. Clear pairing list

Press and hold multi-pad, volume up and volume down key in standby status and wait for 5 seconds to clear all the paired device list of the headphones. (Note: After clearing the pairing records successfully, the headphones will automatically enter into the pairing status when the headphone is switched on).

Ⅷ. Hardware reset

If the headphones cannot be switched on or have no response during usage even after fully charged, please reset it as below:
1. Press and hold multi-function key and use the charging cable to connect your mobile to the USB port of computer or USB power adapter.
2. Press and hold multi-function key until the headphones are on and the headphones are reset.

Maintenance

- Keep the product away from humid places to avoid affecting internal circuit. Do not use the product during intense exercise or with much sweat to prevent sweat from dropping into it to make damage.
- Do not put the product in places exposed to sun or with high temperature. High temperature will shorten service life of electronic components, damage battery and deform plastic components.
- Do not put the product in cold places to avoid damaging internal circuit board.
- Do not dismantle the product. Non-professional personnel may damage the product.
- Do not drop, strongly vibrate, strike the product with hard object to avoid damaging internal circuit.
- Do not use drastic chemicals or cleaner to clean the product.
- Do not use sharp objects to scratch product surface to avoid damaging shell and affecting looking.

FAQs

Red light flashes instead of blue light.
- It tells that your headphone battery is low and need to recharge.

The red light does not light up during charging.
- Make sure the charging device connects to the headphones properly.
- The battery hibernates when the headphones are not used for an extended period of time. In this case, it needs about 30 minutes of charging before the red light lighting up.

Don't hear anything in the headphones.
- Make sure the headphones are set to a proper volume.
- Make sure the headphones have a valid connection with the mobile.
- Make sure the headphones are not too far away from the mobile and there is no interfering devices in vicinity.

Headphones's call quality is bad.
- Make sure the mobile is in a location with strong signal.
- The headphones have an effective working range of 10m. Please make sure the headphones have within the working distance without obstacles between the headphones and the mobile.

During playing, why the headphones cannot perform controls over pause, resume, last song and next song.
- The function requires that the device paired up with your headphones must support AVRCP (Audio/Video Remote Control Profile).

CAUTION

Danger of explosion if battery is incorrectly replaced.
Replace only with the same or equivalent type.

A warning that batteries (battery pack or batteries installed) shall not be exposed to excessive heat such as sunshine, fire or the like.

- "To prevent possible hearing damage, do not listen at high volume levels for long periods."
- "Fully understand user manual before use."
- "Ensure your player at low volume levels or power off before you leaving."

Correct Disposal of this product. This marking indicates that this product should not be disposed with other household disposal, recycle it responsibly to promote the sustainable reuse of material resources. To return your used device, please use the return and collection systems or contact the retailer where the product was purchased. They can take this product for environmental safe recycling.

⚠ WARNING!

Danger of explosion if the battery is incorrectly replaced. Replace only with the same or equivalent type.
For products with removable battery, the battery must be properly recycled or disposed. For products with built-in battery, disassembling is prohibited.
Never disassemble, hit with force, squeeze batteries or dispose of batteries in fire. Do not expose batteries in conductive materials, liquid, fire or heat. Do not let metal object contact two battery poles. If the battery looks swollen, leaking, discolored, having odor or any abnormal appearance, stop using it. Do not use the battery after immersed in water.
Improper use of battery may lead to explosion or leakage, causing skin burn or other injuries; in the event of battery leakage, handle it with care and immediately dispose of the battery in the manner in compliance with applicable laws and regulations in your locality.

EN · Warning!

To guarantee your personal safety, please do not wear or keep earphones in the vicinity (closer than 10cm) of a pacemaker.

Supervise children when using the equipment, the product is not a toy.

Earphone listening at high volume levels – particularly, over extended periods of time – may damage your hearing.

The operation of switches on your hi-fi system or plugging in the earphones may cause clicks which at high volume setting may affect your hearing. Therefore, always set the volume control to minimum before switching between different sources (tuner, turntable, CD player, etc.) or plugging in the earphones.

For traffic safety, do not use earphones while driving or cycling.

CN・安全注意事項!

為保證您的人身安全，請勿將該耳機佩戴或放置在離心臟起搏器過近的位置(小於10CM)。

兒童應在成人監督下使用本設備，本產品並非玩具。

在高音量下使用耳機——特別是長時間使用——可能會對您的聽力造成損傷。

操作高保真音響開關或插入耳機時可能會發出尖利的聲音，其在高音量設置下可能會影響您的聽力。因此，在切換各種音源或插入耳機前，請將音量控制設置為最低。

為交通安全起見，駕駛時或騎自行車時請勿使用耳機。

FR · Conseils de Sécurité!

Pour votre sécurité, ne portez pas et ne posez pas ce casque à proximité immédiate (moins de 10 cm) d'un pacemaker.

Surveillez vos enfants s'ils utilisent l'appareil. Ce produit n'est pas un jouet.

Un casque d'écoute utilisé à un volume élevé risque de provoquer de troubles de l'audition, en particulier s'il est porté de façon prolongée.

Lorsque vous procédez à un réglage sur votre installation hi-fi ou que vous branchez le casque sur l'installation, des bruits dangereux pour l'oreille peuvent se produire si le son est réglé sur un volume élevé. Pour cette raison, il faut toujours mettre le son au minimum avant de passer d'une source à l'autre (radio, platine, lecteur de CD...) ou de brancher le casque.

Pour ne pas mettre en danger votre sécurité au volant ni celle des autres usagers de la route, n'utilisez jamais le casque lorsque vous conduisez ou que vous roulez à vélo.

IT · Attenzione!

Al fine di garantire la sicurezza personale, fare attenzione che queste cuffie non siano posizionate in prossimità del proprio eventuale pace maker (con una distanza inferiore a 10 cm).

Sorvegliare i bambini quando utilizzano il dispositivo. Questo apparecchio non è un giocattolo.

L'utilizzo delle cuffie ad alto volume, soprattutto se prolungato, può danneggiare l'udito.

Maneggiare le manopole del Vostro sistema hi-fi o inserire le cuffie quando il volume è troppo alto, potrebbe produrre dei rumori che potrebbero danneggiare l'udito, soprattutto se il volume è alto. Si consiglia pertanto di regolare il volume al minimo prima di passare da una fonte all'altra (radio, giradischi, lettore CD, ecc.) o prima di collegare le cuffie.

Per la sicurezza nel traffico, si prega di non usare mai le cuffie mentre si guida o si va in bicicletta.

ID · Peringatan!

Untuk menjamin keselamatan diri Anda, jangan memakai atau menyimpan earphone di sekitar (dekat dari 10 cm) alat pacu jantung.

Awasi anak-anak saat menggunakan peralatan, produk ini bukan mainan.

Mendengarkan earphone pada tingkat volume tinggi – khususnya, selama waktu yang lama – dapat merusak pendengaran Anda.

Penggunaan sakelar pada sistem hi-fi Anda, atau penyumbatan pada earphone dapat menimbulkan klik yang pada pengaturan volume tinggi dapat memengaruhi pendengaran Anda. Karena itu, selalu mengatur kontrol volume paling rendah sebelum beralih di antara berbagai sumber (penala, pemutar piringan hitam, pemutar CD, dll) atau penyumbatan pada earphone.

Untuk keselamatan lalu lintas, jangan gunakan earphone selama mengemudi atau berkendara.

NL · Waarschuwing!

Om uw persoonlijke veiligheid te garanderen, dient de koptelefoon niet te worden bewaard of gedragen in de buurt van (minder dan 10 cm) een pacemaker.

Houd toezicht op kinderen tijdens het gebruik van het apparaat; dit product is geen speelgoed.

Luisteren met de koptelefoon op hoog volume – met name gedurende een langere periode – kan leiden tot schade aan uw gehoor.

De bediening van de schakelaars op uw hifisysteem of het insteken van uw koptelefoon kan leiden tot harde klikgeluiden wat uw gehoor kan aantasten. Om deze reden dient de volumeknop altijd op een minimum te worden geschakeld, voordat er tussen de verschillende bronnen (tuner, draaitafel, cd-speler, enz.) wordt geschakeld of de koptelefoon wordt aangesloten.

Met het oog op verkeersveiligheid dient de koptelefoon niet te worden gebruikt tijdens het rijden of fietsen.

KR · 경고!

안전상의 이유로, 이 헤드폰은 심장박동 조절장치 근처 (10cm 이내) 에 두어서는 안됩니다.

어린이가 헤드폰을 사용할 때는 보호자의 주의 깊은 관찰 이 필요합니다. 이 제품은 장난감이 아닙니다.

헤드폰을 높은 볼륨상태에서 특히 장기간 사용할 경우 청 각에 해가 될수 있습니다.

하이파이 오디오 시스템상에서 스위치를 바꾸거나 헤드 폰을 하이파이 오디오 시스템에 연결할 경우, 높은 볼륨상 태에서는 청각에 해를 줄수 있는 클릭소리가 날수 있습니 다. 그러므로 하이파이 오디오 시스템상의 한 소스기기에 서 다른 소스기기 (라디오, 레코드 플레이어, CD–플레이어…) 를 선택하거나 헤드폰을 연결시킬 경우에는 항상 볼륨을 초저상태로 조정해 놓으십시오.

여러분의 운정상태와 다른 운전자들의 안전을 보호하기 위해 운정 중이거나 자전거를 타고 이동할 시에는 헤드폰 착용을 삼가 해 주십시오.

DE · Sicherheitshinweis!

Um Ihre persönliche Sicherheit zu garantieren, achten Sie bitte darauf, dass dieser Kopfhörer nicht in nächster Nähe (näher als 10cm) zu Ihrem Herzschrittmacher getragen oder auf-bewahrt wird.

Beaufsichtigen Sie ihre Kinder bei der Benutzung des Geräts. Das Produkt ist kein Spielzeug.

Die Verwendung von Kopfhörern kann bei großer Lautstärke – vor allem im Dauerbetrieb – zur Schädigung des Gehörs führen.

Bei Umschaltvorgängen an Ihrer HiFi-Anlage oder bei Anschluss des Kopfhörers an die Anlage können Knackgeräusche auftreten, die bei hoher Lautstärke das Gehör beeinträchtigen.Drehen Sie daher den Lautstärkeregler immer auf Minimum, wenn Sie an Ihrer HiFi-Anlage zwischen verschiedenen Quellen (Radio, Plattenspieler, CD-Player…) wählen oder den Kopfhörer anschließen.

Um Ihre Fahrtüchtigkeit und die Sicherheit anderer Verkehrsteilnehmer nicht zu gefährden, verwenden Sie Kopfhörer keinesfalls beim Lenken eines Kfz oder beim Radfahren.

ES · ¡Atención!

Por su propia seguridad, procure no llevar ni guardar estos auriculares muy cerca de su marcapasos (a menos de 10cm).

Vigile a sus hijos al utilizar el equipo. Este producto no es un juguete.

La utilización de auriculares a un volumen muy alto – sobre todo al utilizarlos durante largos períodos – puede conducir al deterioro del oído.

Al operar los interruptores de su sistema HiFi o al conectar los auriculares al sistema puede hacer clic, lo que a un volumen muy alto puede deteriorar el oído. Por lo tanto disminuya el nivel de volumen al mínimo al seleccionar entre diferentes fuentes (radio, tocadiscos, reproductor de CD...) en su sistema HiFi o al conectar los auriculares.

Para no poner en peligro ni su capacidad de conducir, ni la seguridad de otros usuarios de la vía pública, no utilice en ningún caso sus auriculares al conducir un vehículo o al andar en bicicleta.

RU · Предупреждение!

В целях гарантии вашей безопасности просим не надевать и не держать наушники вблизи (ближе 10 см) кардиостимулятора.

При использовании прибора присматривайте за детьми, так как это оборудование не является игрушкой.

Прослушивание музыки через наушники на высокой громкости, особенно длительное время, может навредить вашему слуховому аппарату.

Включение и выключение переключателей на высококачественной системе воспроизведения или подключение наушников может привести к возникновению щелчков, которые на высокой громкости могут нанести вред вашему слуховому аппарату. Таким образом, всегда устанавливайте громкость на минимальный уровень, прежде чем производить переключение между различными источниками (тюнер, диск проигрывателя, CD-проигрыватель и т.д.) или подключать наушники в систему.

Для безопасности дорожного движения не используйте наушники во время езды на велосипеде и вождения автомобиля.

SA · تحذير!

لضمان سلامتك الشخصية، يرجى عدم ارتداء سماعات الرأس أو الاحتفاظ بها بالقرب من (أقرب من 10 سم) جهاز تنظيم ضربات القلب.

احرص على الإشراف على الأطفال عند استخدام الجهاز، فالمنتج ليس لعبة.

الاستماع من خلال سماعات الأذن عند مستويات الصوت العالية، خاصة على مدى فترات طويلة، قد يضر بسمعك.

تشغيل المفاتيح في نظام واي فاي الخاص بك أو إدخال سماعات الرأس قد يسبب نقرات والتي قد تؤثر على سمعك في مستويات الصوت العالية.
لذلك، قم دائما بضبط زر التحكم في مستوى الصوت على الحد الأدنى قبل التبديل بين المصادر المختلفة (موالف، قرص دوار، مشغل أقراص مدمجة، الخ) أو عند توصيل سماعات الرأس.

من أجل السلامة المرورية، لا تستخدم سماعات الرأس أثناء القيادة أو رآوب الدراجات.

JP · 安全指摘事項!

安全のために、このヘッドフオン-スメ-カ-の近く(10cm以内) で使用または保管することは避けてください。

お子様が使用になる場合は、 必ず大人が付き添えってください。本製品は玩具ではありません。

大きな音量のベッドフオンの使用は、特に長時間使用する場合において聴覚障害の原因となる恐れがあります。

HiFi機器の切り替え時、あるいは機器にへっドフオンを接続する際に、音量が大きい場合にはガリガリという騒音が発生し、聴覚に悪影響を与える恐れがあります。HiFi機器で各ソ-ス（ラジオ、レコードプレーヤ、CDプレーヤ…）を選ぶ際、あるいはヘッドフオンを接続する際には、音量のっまみを常に最少にしてください。

安全なドライブ、そして他の運転手の安全のためにも、お車を運転する場合、あるいは自転車に乗る場合にはヘッドヘオンは絶対に使用しないでください。

PL · Ostrzeżenie!

Aby zapewnić sobie bezpieczeństwo, nie należy nosić ani trzymać słuchawek w pobliżu (w odległości mniejszej niż 10cm) od rozrusznika serca.

Nadzorować dzieci podczas korzystania ze sprzętu, produkt to nie zabawka.

Słuchanie w słuchawkach przy wysokich poziomach głośności, szczególnie przez długie okresy czasu, może spowodować uszkodzenie słuchu.

Działanie przełączników w systemie hi-fi lub podłączanie słuchawek mogą powodować mocne impulsy dźwiękowe, które przy dużej głośności mogą powodować pogorszenie słuchu. Dlatego należy zawsze ustawiać głośność na minimalnym poziomie przed przełączaniem między różnymi źródłami dźwięku (tunerem, gramofonem, odtwarzaczem CD itp.) lub podłączeniem słuchawek.

Dla zachowania bezpieczeństwa jazdy nie należy używać słuchawek podczas prowadzenia samochodu czy jazdy na rowerze.

DK · Advarsel!

For at garantere din personlige sikkerhed, skal du ikke bære eller holde hovedtelefonerne i nærheden (tættere end 10 cm) af en pacemaker.

Overvåge børn ved brug af udstyr, produktet er ikke legetøj.

Hovedtelefon lytte ved høje lydstyrker Navnlig glæder over længere perioder - kan høreskader.

Driften af kontakter på din hi-fi-system eller tilslutte hovedtelefonerne kan forårsage klik der på volumen indstilling højt kan påvirke hørelsen. Derfor altid indstiller lydstyrken til minimum, før der skiftes mellem forskellige kilder (tuner, pladespiller, CD-afspiller, etc.) eller tilslutte hovedtelefonerne.

For trafiksikkerheden, ikke anvendes under kørsel eller cykling.

PT · Aviso!

Para garantir sua segurança pessoal, não use nem mantenha fones de ouvido wireless próximos (menos de10 cm) de marca-passos.

Supervisione as crianças ao usar o equipamento, o produto não é um brinquedo.

Utilizar o fone de ouvido com altos níveis de volume durante longos períodos de tempo pode danificar sua audição.

A operação dos botões no seu sistema de som ou a conexão aos fones de ouvido podem causar cliques que, em alta configuração de volume, podem afetar sua audição. Portanto, sempre ajuste o controle de volume no mínimo antes de alternar entre diferentes fontes (celulares, televisores, leitor de CD, etc.) ou conectando os fones de ouvido por cabo.

Para sua segurança no trânsito, não use os fones de ouvido ao conduzir veículos ou andar de bicicleta.