

M1360

www.edifier-international.com
©2010 Edifier International Limited. All rights reserved.
Printed in China.


NOTICE
For continued technical improvement and system upgrade, the information contained herein is subject to change without prior notice.
Edifier products are customized for different applications. Pictures and illustrations shown on this manual may differ slightly from actual product. If such instances, the final product prevails.

User manual | Manuel d'utilisateur | Manual de usuario | Bedienungsanleitung | Manuale dell'utente


Thank you for purchasing M1360
Merci d'avoir acheté l'M1360
Gracias por la compra de los altavoces M1360
Vielen Dank, dass Sie sich für das M1360 entschieden haben
Grazie per aver acquistatao M1360

Important safety instruction

Thank you for purchasing this Edifier product. For generations, Edifier tries to provide powered speaker products to satisfy the need of our end customers, even the most demanding ones. This product can add to your home entertainment, personal computer, and mini home theater great sound performance. Please read this manual carefully to obtain the best of this system.

 The lightning flash with arrowhead inside the triangle, is intended to alert the user to the presence of un-insulated dangerous voltage within the product's enclosure that may be of a sufficient magnitude to constitute a risk of electric shock to persons.

CAUTION
RISK OF ELECTRIC SHOCK
DANGER OF OPEN VOLTAGE
To prevent the risk of electric shock, do not remove cover (or back). No user-serviceable parts inside. Refer servicing to qualified Service personnel only.

 The exclamation point inside the triangle is intended to alert the user to the presence of important operating and maintenance (servicing) instructions in the literature accompanying the product.

SAFETY INSTRUCTIONS

Please read all the instructions herein. Please heed all safety warnings. Please adjust the volume control to a comfortable level to avoid damaging your hearing and the system. Please retain this manual safely for future reference. Please install in accordance with the manufacturer's instructions.

- Do not expose this apparatus to rain or moisture.
- Do not use the speakers near water, and do not immerse them in any liquid or pour any liquid on them.
- Protect the power cord from being walked on or pinched particularly at plugs, convenience receptacles, and the point where they exit from the apparatus.
- For added protection during lightning storms, unplug the speakers from the electrical outlet and turn off the computer.
- Unplug this apparatus when unused for long periods of time.
- Place the speakers away from all heat sources, such as heaters, stoves, and direct sunlight.
- Do not block the openings in the speaker cabinets. Never push objects into speaker vents or slots. Prevent risk of fire or electric shock hazards, and provide sufficient space around the speakers for proper ventilation.
- Place the speakers in a stable location so that it will not fall causing damage to the speakers or bodily harm.
- Unplug the speakers from the computer and from the electrical outlet before cleaning them with a damp cloth.
- Servicing is required when the apparatus has been damaged in any way, such as the power-supply cord or plug is damaged, liquid has been spilled or objects have fallen into the apparatus, the apparatus has been exposed to rain or moisture, does not operate normally, or has been dropped. Refer all servicing to qualified service personnel only.
- Use the plug or the coupler inlet to disconnect with mains.

Unboxing


What's in the Box

- 1 Subwoofer
- 2 Satellite speakers (with cable)
- 1 Wired controller (with cable)
- 1 User manual




Illustration

1. Power switch
2. Line in
3. Output for Satellites
4. Power cable
5. Headphone jack
6. "Mute" switch
7. LED indicator
8. Volume control knob

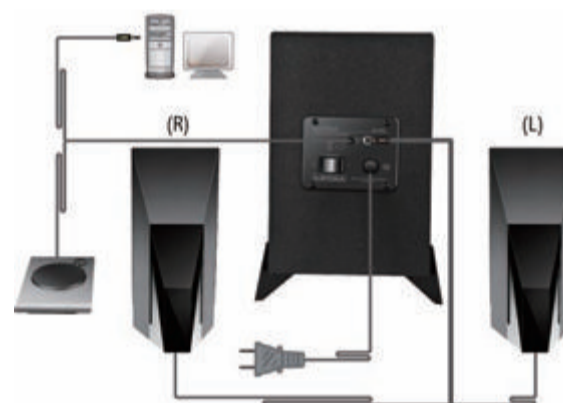


Note: a. Audio only comes through the headphones when it is connected to the headphone jack on the wired controller.

b. The wired volume controller will not affect the headphone's volume



Setting up



1. Connect the satellite speakers and the subwoofer

Connect the satellites to the speaker output port on the back panel of the subwoofer, using the 3.5mm connector cable attached to the satellites.

2. Connect to audio source

Connect audio sources (like a PC sound card, MP4 player or CD player) to the wired controller, using the 3.5mm connector cable attached to the wired controller.

3. Plug & Play

Adjust the master volume to a comfortable level to listen to music from any audio source.

Specification

Power output:	RMS:R/L 2W × 2 (THD=10%, f0=1kHz) SW 4.5W (THD=10%, f0=80Hz)
Signal to noise ratio:	≥85 dBA
Distortion:	≤0.5%
Input impedance:	10K Ω
Input sensitivity:	R/L:350 mV ± 50 mV SW:250 mV ± 50 mV
Frequency response:	R/L:150Hz~20kHz SW:20Hz~170Hz
Bass unit:	4 inch (106mm), magnetically shielded, 6Ω
Tweeter unit:	50×90mm, magnetically shielded, 4Ω
Dimension:	Subwoofer: 158 × 225 × 252 mm (W x H x D) Satellite: 64 × 140 × 112 mm (W x H x D)
Gross weight:	Approx: 3.2kg
Net weigh:	Approx: 2.5kg

Troubleshooting

- **Not all speakers function:**
Please first check if the speaker wires are connected securely; then check if the Line-in connectors are reversed; check also if the audio source is at fault.
 - **One speaker does not function when playing CD from computer:**
This kind of phenomena is prone to happen on new computer systems that one satellite does not function when playing CD, but system works fine when playing WAV formatted files. This is mainly due to the fault connection of CD-ROM and sound card, that one channel of signal is shorted to the ground. Please refer to the manual of CD-ROM and sound card to adjust the wire connection.
 - **System does not work at all:**
1. Please check if power is connected, and if the wall outlet is switched on.
2. Please check if the audio source and audio input cable is connected correctly.
 - **Noise coming from speakers:**
Amplifier circuitry of this product generates little noise, while the background noise of some VCD/DVD player or computer sound card are too high. Please keep the system in active mode and remove the audio source, if no sound can be heard at 1 meter away from the system, then there is no problem with this product.
 - **Magnetic interference:**
This system is complete magnetically shielded, and can be placed near TV or monitor. But since magnet of the subwoofer driver is large, some magnetism leakage is inevitable when the system is too close to the monitor, and it is recommended to keep a 1 meter distance between the speaker system and monitor or TV set.
- ☎ **If you have any further questions or concerns regarding Edifier Products:**
Please visit our website at: www.edifier.com, or email Edifier Support for further assistance at: main@edifier.com, If you prefer, you may contact us by phone, Toll Free: 1-877-EDIFIER (334-3437).